

ONLINE BACKUP MANAGER

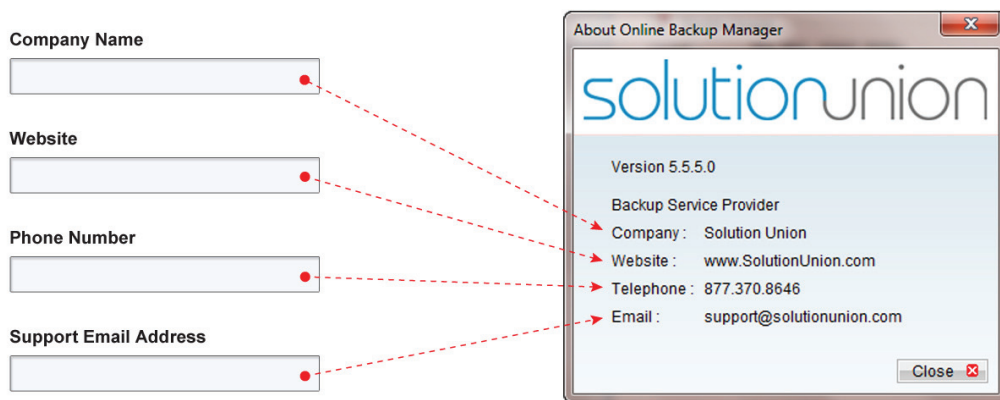
**BRANDING
INSTRUCTIONS**

**All new resellers must submit this information prior to using OBM PRO or OBM LITE.
Portal will be in restricted mode until the software has been deployed so it's crucial this is completed.**

Welcome to Solution Union partner! Now that you are all signed up and ready to go we need to get a few things accomplished before you can start your online backup empire, namely branding. This is an important step because it's your public image on the software that everyone is going to see and use.

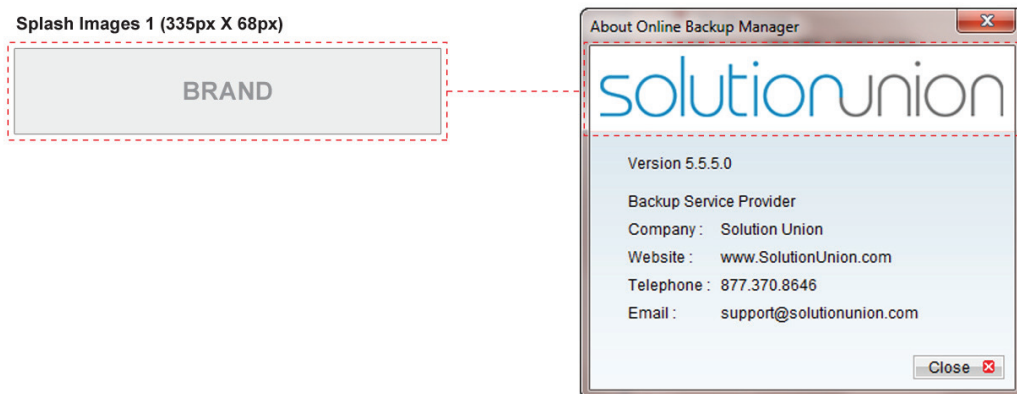
STEP 1 – application business information

You can submit this in the body of the email or place it in a text file and attach. Please be clear and make sure we know what goes where.



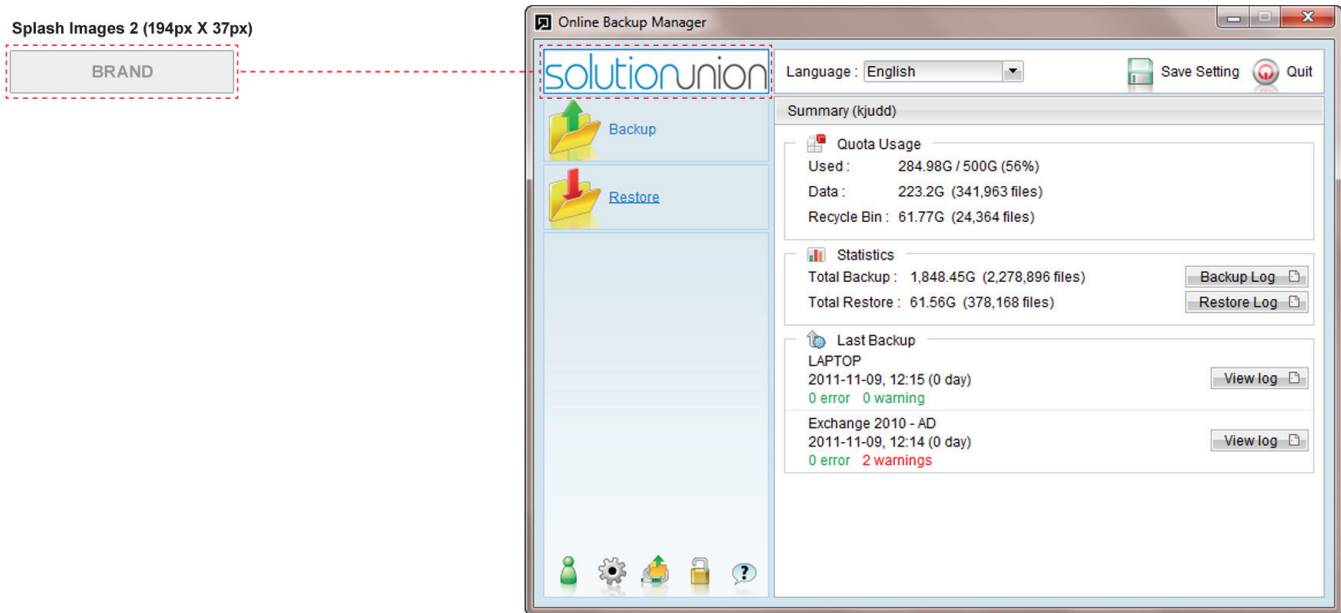
STEP 2 – assemble all the right images

This image is located in the HELP > ABOUT section of the application right above all your business information and contact locations. Not seen all that often but important nonetheless.



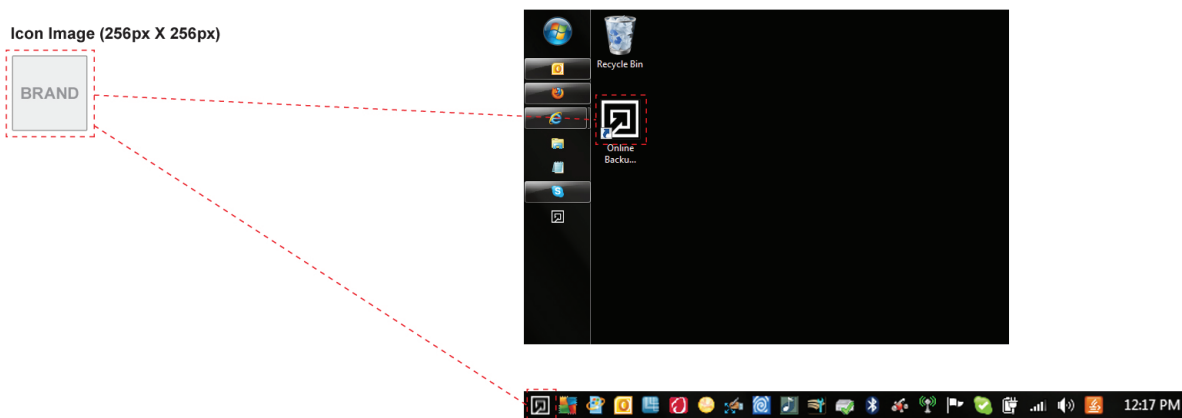
FORMAT NEEDED = .PNG (will accept JPG but will delay branding)

This is the primary brand image of OBM and is the one everyone sees when they open the application. Spend a little extra time thinking about this one and put something you are proud of here.



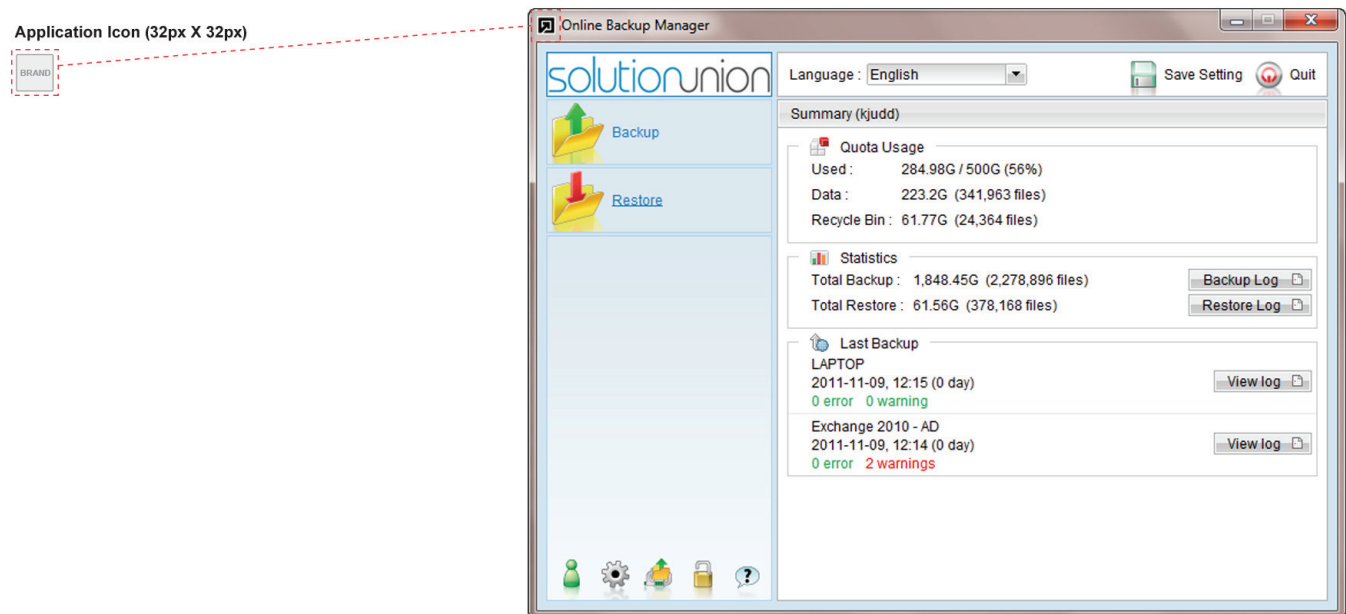
FORMAT NEEDED = .PNG (will accept JPG but will delay branding)

The desktop icon for Windows, Mac, Linux and Netware as well as the .exe installer icon and system tray. The system tray icon is only 16x16 pixels so please keep that in mind. What looks great on the desktop at 256x256 pixels doesn't necessarily look great at 16x16 resolutions. You are best to choose an ICON that is a strong symbol and not one with words or little characters.



FORMAT NEEDED = .PNG (will accept JPG but will delay branding)

Located in the upper left hand corner of OBM and highly visible.



FORMAT NEEDED = .PNG (will accept JPG but will delay branding)

STEP 3 – zip it up and email it

Take all your images and application business information and zip it up for us. If you don't have a compression tool to zip you can simply attach all the files to the email. We will know which are which based on size so no need to have specific names.

EMAIL TO : support@solutionunion.com

SUBJECT : OBM APPLICATION BRANDING

It can take anywhere from 2-24 hours to complete the branding depending on what time of day we receive your images. Branding is ALWAYS faster when you send us exactly what we need so if you have the ability please send the requested sizes. Once everything is completed we will unlock your portal and place the newly created applications in the DOWNLOADS section under SOFTWARE. You can download them as you wish and place on a website of your choosing.

You are now in business!